Tillage

SUMMERS®
. . . Field Tested TOUGH!™

Tillage DISKS / VERTICAL TILLAGE / VARIABLE RATE / CHISELS

Diamond Disks
DK SERIES / DT SERIES

Vertical Tillage
SUPERCOULTER

Variable Rate Tillage™
VRT SERIES

Chisels
SUPERCHISEL

Combination Units
DISKCHISEL / COULTERCHISEL

Field Tested TOUGH!™

It's more than a slogan. Field Tested Tough is the entire philosophy behind Summers Manufacturing. Every product from our line of tillage equipment, sprayers, land rollers, rock pickers and mounted attachments has been engineered for maximum performance...and then pushed to the limit in the field. Only after our equipment has passed the toughest tests and proven its longevity does it deserve to have the ***SUMMERS*** name on it.

	Diamond Disks		Vertical Tillage	Variable Rate Tillage™	Chisels	Combination Units
	DK SERIES	DT SERIES	SUPERCOULTER	VRT SERIES	SUPERCHISEL	DISKCHISEL & COULTERCHISEL
Spring	✕	✕	✕	✕	✕	
Fall	✕	✕	✕	✕	✕	✕
Residue Management	✕	✕	✕	✕	✕	✕
Seedbed Preparation	✕	✕	✕	✕		
Minimum Till		✕	✕	✕	✕	
Conventional Till	✕	✕	✕	✕	✕	✕

Diamond Disks

DK SERIES / DT SERIES

Vertical Tillage

SUPERCOULTER

Variable Rate Tillage™

VRT SERIES

Chisels

SUPERCHISEL

Combination Units

DISKCHISEL / COULTERCHISEL

Diamond Disks

The Summers Diamond Disk is an improvement over the traditional disk design. It has all the tillage performance you want with less ridging, skipping, gouging or rock damage associated with standard X-frame implements. The diamond configuration eliminates the need for outside feathering disks, allowing you to make clean cuts along field edges. Plus, you can even make turns without raising the disk. Diamond Disks are available with the original 2000 Series frame configuration, or the new 9000 Series with a narrow-folding frame for easy transport.

Diamond Technology

A. Diamond shape floats over rocks without damage

B. 19-degree front gang moves soil inward

C. 18-degree rear gang returns soil outward to eliminate ridging without the use of outside feathering disks

D. The rear, center finishing coulter sizes residue and levels the soil

E. Triangular wheel arrangement prevents ridging, skipping and gouging

F. Finishing options create the ideal seedbed

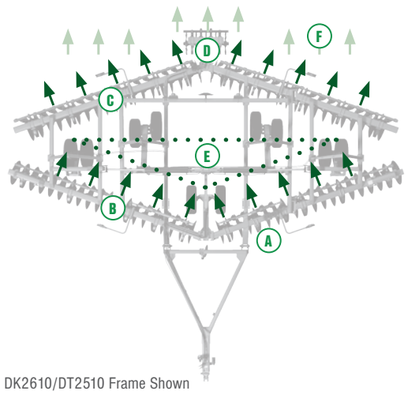

DK2610/DT2510 Frame Shown



Floating Hitch

Tillage depth is not affected by tractor wheels, thanks to the floating hitch. Side draft is also practically eliminated because the disk pulls evenly.

DT Series

The DT Series is a cross between primary and vertical tillage. It uses notched 25-inch-diamter blades with 1-7/8-inch concavity for sizing heavy residue and working in wetter soil conditions, or 5/16-inch by 25-inch full blades with 1-7/8-inch low concavity. These are mounted on 2-inch shafts and include adjustable mud scrapers that flex with the disk blades.

DK Series

The original DK Series has 26-inch smooth blades with 3-3/8-inch concavity for aggressive soil mixing. The blades are mounted on 2-inch shafts and include adjustable mud scrapers that flex with the disk blades.

Super-Flex™ C-Shanks and Ductile Cast Spools

Exclusive Summers Super-Flex™ C-Shanks absorb shocks to extend the life of the tillage components. To further maximize durability, the toggle-mounted, triple-seal ball bearings are designed to self-align as the gang flexes, and the spools are ductile cast for superior strength.



Single-Point Depth Control

The depth setting for the entire implement can be adjusted from just one of the hydraulic cylinders.

Finishing Coulter Gang

The rear, center finishing coulter gang sizes residue and levels the centerline to provide a uniform soil profile. It features active hydraulic down pressure for maximum performance.



Center Disk Blade

The center disk blade cuts and tills the centerline of the unit, leaving a uniform soil structure. Only included on DK2610/DT2510 Series Diamond Disks.

FEATURES & BENEFITS

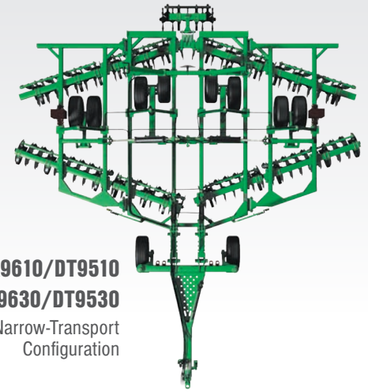

DK9610/DT9510
DK9630/DT9530
Narrow-Transport Configuration

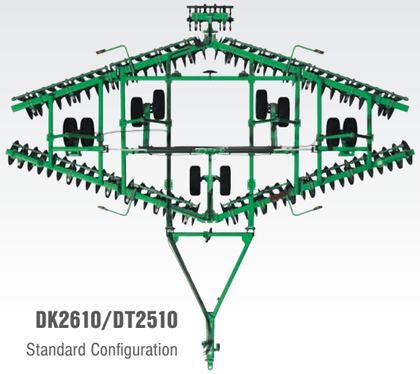

DK2610/DT2510
Standard Configuration

SERIES	DK9610 / DT9510	DK9630 / DT9530			DK2610 / DT2510							
Working Width	16'	21'	25'	28-1/2'	18-1/2'	21-1/2'	24-1/2'	28'	32-1/2'	38-1/2'	44-1/2'	47'
Transport Width	16'	16'	16'-10"	16'-10"	19'-2"	22'-4"	20'-6"	20'-6"	20'-6"	22'	22'	22'
Transport Height	NA	10'	10'-8"	13'-9"	6'	6'	9'	10'-9"	13'	15'-10"	18'-10"	14'-7"
Estimated Weight (lbs)*	13,400	18,000	22,100	23,300	12,900	14,110	18,700	20,900	22,900	27,250	28,900	30,700
Total Blades	35	47	59	67	42	50	58	66	78	94	110	114
Blade Spacing	10"		10"					10"				
Weight Per Blade (lbs)*	383	383	375	348	307	282	322	317	294	290	263	269
Weight Per Foot (lbs)*	838	857	884	818	697	656	763	746	705	708	649	653
Approx. Engine HP*	120-160	157-210	188-250	214-285	136-181	158-211	180-240	206-274	239-318	283-377	327-436	348-460
Tires on Center (6)	12.5 x 15"		12.5 x 15"			11L x 15"**		12.5 x 15"	12.5 x 15"		340/65R18	
Tires on Wing	NA	NA	4 - 12.5 x 15"	4 - 12.5 x 15"	NA	NA	2 - 11L x 15"**	4 - 12.5 x 15"	4 - 12.5 x 15"	4 - 340/65R18	4 - 340/65R18	4 - 340/65R18

*Weight and HP requirements without mounted attachments **12.5 x 15" Tire Optional

OPTIONS

Mounted Rolling Baskets

Featuring a patented internal mud scraper, the rolling basket option is ideal for breaking up clumps and providing a uniform soil profile in most conditions.



Mounted Harrows

Mounted harrows offer field proven performance and can be adjusted for deep or shallow penetration. They feature a heavy, yet flexible design for floating over rocks and deep ditches.



Caster Wheels

Dual caster wheels can be added to the floating hitch on DK2610 and DK2510 models.

Paint Color

With any custom Summers equipment order, choose between green or red, whichever best fits your farming operation.

Vertical Tillage

Nobody does **TRUE** vertical tillage as well as Summers. Then again, no one has as much experience as we do, either. We were the first manufacturer to offer a true vertical tillage tool when we introduced the Supercoulter in 1999 and, ever since, we've continued to refine this technology with new features and blade configurations to match all soil conditions and tillage practices.

TRUE Vertical Tillage

Mounted on a rectangular tube frame, the Supercoulter's blades are designed to run straight for true vertical tillage performance. Soil movement and aggressiveness are controlled by the hydraulic hitch and blade configuration, helping to achieve optimal soil fracturing and promoting root growth.

Hydraulic Hitch

The patented hydraulic hitch allows you to transfer weight between the front and rear gangs. Placing more weight on the front helps the Supercoulter slice through hard ground and tough residue. Shifting weight to the rear results in more aggressive soil movement and better residue incorporation. The hydraulic hitch can also be operated in float position for seedbed preparation and operation in rocky conditions.

Weight shifted to the front gangs for increased penetration

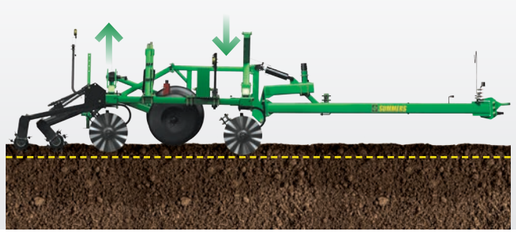

Weight shifted to the rear gangs for better mixing

Super-Flex™ C-Shanks

The unique Super-Flex gang mounting system is designed to absorb shocks from rocks and stumps, providing protection from blade damage. The toggle-mounted, triple-seal ball bearings are also designed to self-align as the gang flexes.

FEATURES & BENEFITS



Accurate Depth Control

Dual axles help the Supercoulter maintain an accurate depth along all field contours. Also, the standard high-floatation tires and heavy-duty hubs are ideal for use in a variety of soil conditions.



Blade Options

The Supercoulter is offered with a variety of blade options to customize your tillage performance. The front and rear gangs can even be equipped with different blade types to match any personal preference. Duracoat blades with WEAR-TUFF™ lining are also available to extend blade life by 3-5 times.

BLADE SELECTION CHART

	Qualities	Flat*	Turbo*	13 Wave*	8 Wave*	8 Wave Notched*
Working Width		.256"	5/8"	1-1/4"	1-3/4"	1-3/4"
Thickness	.256	✕	✕	✕	✕	✕
Diameter	20"				✕	✕
	22"	✕	✕	✕		✕
Aggressiveness/ Soil Movement	Low	✕				
	Medium		✕	✕		
	High				✕	✕
Tillage Practice	No-Till	✕	✕	✕		
	Reduced-Till	✕	✕	✕	✕	✕
	Conventional			✕	✕	✕
Fertilizer Incorporation	Good					
	Better			✕		
	Best				✕	✕
Residue Sizing	Good					
	Better		✕	✕	✕	
	Best	✕				✕

*Available with Duracoat WEAR-TUFF™ lining for 3-5 times extended blade life

SERIES	SC1510		SC1030			SC1535		SC1530			SC1550		SC1556
Working Width	11'	15'	20'	23'	30'	30'	40'	30'	35'	40'	45'	50'	60'
Transport Width	11'-1"	15'-1"	14'-3"	15'-8"	15'-4"	19'-6"	19'-6"	19'-6"			19'-6"	19'-6"	22'-10"
Transport Height	5'-8"	5'-8"	8'-8"	10'-3"	14'	10'-9"	16'	10'-9"	13'-10"	16'	14'-4"	16'-8"	17'-4"
Gangs	4	4	8	8	12	8	12	8	12	12	16	16	20
Total Blades	26	36	48	56	72	72	96	72	84	96	108	120	30+24
Blade Spacing	10"	10"	10"			10"	10"	10"			10"	10"	10"
Blades Per Wing	N/A	N/A	11	15	23	18	30	18	24	30	24+12	30+12	144
Estimated Weight*	6,970	8,850	13,550	15,100	17,950	21,350	26,502	17,400	20,500	22,200	26,100	27,250	34,716
Approx. Engine HP*	55-95	74-129	100-172	112-197	147-257	147-270	218-385	147-257	175-301	196-350	240-420	250-450	300-540

*Weight and HP requirements without mounted attachments

OPTIONS

Mounted Harrows

Mounted harrows offer field proven performance and can be adjusted for deep or shallow penetration. They feature a heavy, yet flexible design for floating over rocks and deep ditches.



Mounted Rolling Choppers

For optimum residue sizing and incorporation, rolling choppers are the ideal field finishing solution. They come with induction-hardened replaceable blades and triple-lip sealed bearings for maximum durability.

Mounted Harrow/ Basket Combo

Featuring patented internal mud scrapers, the rolling baskets are ideal for breaking up clumps and providing a uniform soil profile in most conditions. They are used in conjunction with MH1104 mounted harrows for the ultimate field finishing tool.

Paint Color

With any custom Summers equipment order, choose between green or red, whichever best fits your farming operation.

Variable Rate Tillage™

Summers Variable Rate Tillage™ technology offers the ability to shift weight between the front and rear blades to adapt to changing field conditions on the go. The result is a simple, practical design that provides maximum tillage versatility to better meet the demands of North American farming practices.

VRT2530 Shown

Fast Operating Speeds

Similar to high-speed disks on the market, the VRT models offer powerful tillage performance at fast operating speeds. The tools work best at 7-10 miles per hour (11-16 kph), helping you complete spring and fall tillage in narrow windows of time.

Hydraulic Hitch

The patented hydraulic hitch allows the operator to transfer weight between the front and rear of the machine on the go. Placing more weight on the front or rear blades during operation helps one to accommodate differing field conditions and to achieve the most preferable field finish for each unique operation.

VRT2530

The VRT2530 comes equipped with a front row of dual mounted disk blades and a rear row of coulter blades. Use the hydraulic hitch to shift weight to the front disks for more aggressive soil movement. Or shift weight to the rear for more vertical tillage performance.

VRT3530

The VRT3530 features dual mounted disk blades in both the front and rear rows. This configuration provides users with a high-speed residue management tool that's more aggressive than the VRT2530, and similar to speed-disk like machines but with tillage depths that are unmatched in the category.

22" Dual-Mounted Disk Blades

Disk blades are slightly concave for soil mixing. They are mounted at a 12-degree angle on the VRT2530, and at 8 degrees in the front and 12 degrees in the rear on the VRT3530. All are manually adjustable from a 5- to 24-degree angle. This achieves the perfect combination of high speed and aggressive mixing, while keeping soil movement as vertical as possible.



Rear Coulter Blades (VRT2530 Only)

The rear gang-mounted coulter blades run at a zero degree angle for true vertical tillage. They're designed to size residue and slice through the soil to fracture compacted layers and promote deep root growth. Duracoat blades with WEAR-TUFF™ lining are also available to extend blade life by 3-5 times.

C-Shank Mounting

The blade mounting systems for the disks/coulters are engineered to help prevent damage from rocks and stumps. To further maximize durability, the blades rotate on toggle-mounted, triple-seal ball bearings with ductile cast spools.

Hydraulic Wing Pressure

Instead of using weights on the wings, the VRT2530 and VRT3530 use hydraulic down pressure. This feature automatically adjusts down pressure on the wings to ensure consistent cutting depth across the implement as field conditions change.

FEATURES & BENEFITS

SERIES	VRT2530				VRT3530			
Working Width	26'	30'	35'	40'	26'	30'	35'	40'
Transport Width	15'	15'	19'-8"	19'-8"	15'	15'	19'-8"	19'-8"
Transport Height	13'-4"	15'-1"	17'	17'	13'-4"	15'-1"	14'-3"	17'
Front Blade Diameter	22"				22"			
Rear Blade Diameter	22"				22"			
Front Blade Angle	12° (5°,8° and 12° manual adjustment)				8° (5°,8° and 12° manual adjustment)			
Rear Blade Angle	0° fixed				12° (5°,8° and 12° manual adjustment)			
Estimated Weight*	25,280	26,560	29,280	31,980	24,535	25,850	28,707	31,135
Approx. Engine HP*	260-390	300-450	350-525	400-600	286-416	330-480	385-560	440-640

*Weight and HP ratings account for unit equipped with mounted harrow/rolling baskets option.

BLADE SELECTION CHART

See page 10 for details

OPTIONS

Mounted Harrow/Hydraulic Basket Combo

The MH1104 mounted harrows effectively distribute residue and level the soil. These are used in conjunction with rolling baskets with patented internal mud-scrapers to prevent mud build-up. The baskets come with adjustable hydraulic down pressure, which automatically adjusts to maintain the proper setting as the position of the hydraulic hitch changes. The baskets may also be lifted completely off the ground if not needed for certain applications.

Paint Color

With any custom Summers equipment order, choose between green or red, whichever best fits your farming operation.

Chisels

Fight compaction with the Summers Superchisel. Designed to loosen soil in some of the toughest conditions, the Superchisel offers superior residue flow and maximum durability. Also, the one-, three- and five-section models with 16- to 60-foot working widths are all engineered to provide consistent depth control from one end of the implement to the other.

Superior Residue Flow

Chisels are spaced at least 36 inches apart and 38 inches between ranks, allowing residue to move freely through the unit.

Trip Assembly

The aggressive springs help the sweeps maintain preset depth levels for consistent results. They come with a 15-inch trip clearance and standard trip pressure of 700 pounds to help minimize damage from large rocks or other obstructions. Trip pressure of 1,050 pounds is standard on 16- to 30-foot models, and optional on 32- to 60-foot models.

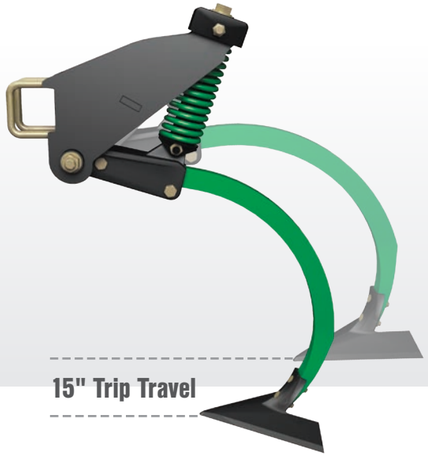

Five-Section Superchisel

Chisel Sections

Depending on the working width, Superchisels are offered in one-, three- and five-section designs. Despite the number of sections, all models are designed for consistent depth control.



Chisel Shanks

With a 6-inch pivot width, each chisel shank is formed “on edge” to reduce draft and improve residue flow. The shanks are spaced on 12-inch centers and offer more than 31 inches of frame-to-sweep tip clearance. They also feature a 15-inch trip travel.

Floating hitch with dual-front walking wheels shown.

Hitch

16- to 30-foot Superchisels come equipped with a hydraulic hitch, and larger units use a floating hitch with dual-front walking wheels (shown) or optional caster wheels to ensure accurate depth control.

Heavy Duty Walking Tandems

Heavy-duty walking tandems help level the Superchisel and provide consistent depth control across the one-, three- and five-section models. All wing-wheel hubs are protected by trash-guarded V-seals.



Single-Point Depth Control

The depth setting for the entire implement can be adjusted from just one of the hydraulic cylinders.

FEATURES & BENEFITS

SERIES	CP2515		CP2535				CP2030/CP2530***			
Working Width	16'	20'	24'	26'	28'	30'	32'	34'	36'	38'
Transport Width	15'-6"	20'	16'-1"				19'-6"			
Transport Height	7'	7'	11'-4"	11'-11"	12'-11"	13'-10"	12'-6"	13'-5"	14'-4"	15'-3"
Total Shanks	16	20	24	26	28	30	32	34	36	38
Shank Spacing	12"	12"	12"				12"			
Estimated Weight*	8,205	9,225	14,200	14,500	14,900	15,250	13,909	14,203	14,639	16,867**
Approx. Engine HP*	150-250	175-275	192-364	208-286	224-308	240-330	256-352	272-375	288-396	330-463

SERIES (Continued)	CP2030/CP2530***		CP2050/CP2530***						
Working Width	40'	42'	44'	50'	52'	54'	56'	58'	60'
Transport Width	19'-6"			19'-6"					
Transport Height	16'-2"	17'-1"	18'	15'-8"	15'-8"	15'-8"	17'-8"	17'-8"	17'-8"
Total Shanks	40	42	44	50	52	54	56	58	60
Shank Spacing	12"			12"					
Estimated Weight*	15,974	16,268	16,704	21,896	22,190	22,670	26,378**	26,912**	27,478**
Approx. Engine HP*	344-488	361-512	378-537	400-550	416-570	432-590	482-683	499-708	516-732

*Weight and HP requirements without mounted attachments **Weight includes Mounted Harrows that are standard with this model
***1,050-pound trip heavy-duty (HD) series

OPTIONS

Rear Hitch

An optional long-reach rear hitch for auxiliary trailering features an extendable swinging tongue for easy hook-up.



Mounted Harrows

Mounted harrows offer field-proven performance and can be adjusted for deep or shallow penetration. They feature a heavy, yet flexible design for floating over rocks and deep ditches.



Tires

The Superchisel comes standard with 11L tires, however optional 11L tires with heavier duty axles and hubs offer additional durability and strength. Larger-diameter 12L tires are also available (reduces max chisel depth by 1-1/2 inches).



OPTIONS

Extended Shanks

Extended shanks are available to provide 3 more inches of tillage depth for a maximum depth of 12 inches.



Wing Extensions

Optional wing extensions increase the working width of the implement by increments of 2, 4 and 6 feet.

Paint Color

With any custom Summers equipment order, choose between green or red, whichever best fits your farming operation.

Combination Units

DiskChisels and CoulterChisels provide the perfect combination of benefits. Using aggressive chisel shanks in addition to either gang-mounted coulter blades or individually hub-mounted disk blades, these tillage tools are designed for high performance in heavy residue. This makes them a top choice among many producers for fall tillage.

DiskChisel Shown

Combination Units

COULTERCHISEL
Gang-mounted coulter blades

DISKCHISEL
Individually hub-mounted disk blades



Adjustable Disk/Coulter Depth

Adjust your tillage aggressiveness on the go by hydraulically raising or lowering the front coulter or disk gangs.

DiskChisel



CoulterChisel





Chisel Shanks

With a 6-inch pivot width, each chisel shank is formed “on edge” to reduce draft and improve residue flow. The shanks are spaced on 12-inch centers and offer more than 34 inches of frame-to-sweep tip clearance. They have a maximum tillage depth of 12 inches and a 15-inch trip travel.



Heavy Duty Gauge Wheel Assembly

Heavy duty gauge wheels are included on 32- to 40-foot units to help maintain a uniform depth on the wings of the DiskChisel and CoulterChisel. Each gauge wheel assembly is easily adjusted with a screw jack.



Single-Point Depth Control

The depth setting for the entire implement can be adjusted from just one of the hydraulic cylinders.



Aggressive Springs

The aggressive springs help the sweeps maintain preset depth levels for consistent results. They come with a standard trip pressure of 1,000 pounds to help minimize damage from large rocks or other obstructions.



Hitch

A hydraulic hitch comes standard on 16- through 28-foot DiskChisels and CoulterChisels to provide maximum stability and maneuverability. The 32- through 40-foot models come equipped with a floating hitch and front caster wheels (shown), allowing these wider units to operate at a consistent depth and follow ground contours better.



Flat blade shown. See blade chart on page 10.

Blade Options

The CoulterChisel is offered with a variety of blade options. Choose from flat, wavy or turbo designs to match your tillage strategy. Duracoat blades with WEAR-TUFF™ lining are also available to extend blade life by 3-5 times.

FEATURES & BENEFITS

SERIES	CC2815 / DC2815		CC2835 / DC2835			CC2830 / DC2830		
Working Width	16'	20'	24'	26'	28'	32'	36'	40'
Transport Width	18'-9"	20'-6"	17'-6"			19'-6"		
Transport Height	8'-6"	8'-6"	11'-6"	12'	13'-3"	12'-8"	14'-6"	16'-3"
Disks/Coulters Spacing	12" (CC) 20" (DC)	12" (CC) 20" (DC)		12" (CC) 20" (DC)			12" (CC) 20" (DC)	
Total Shanks	16	20	24	26	28	32	36	40
Shank Spacing	12"	12"	12"			12"		
Estimated Weight	12,200	13,840	20,070	20,660	21,380	20,628	22,334	26,101
Approx. Engine HP	160-240	200-300	240-360	260-390	280-420	350-450	350-500	400-550
Rear Hitch	Optional	Optional	Optional			Standard		

BLADE SELECTION CHART

See page 10 for details



STANDARD FEATURES

Rear Hitch

The long-reach rear hitch for auxiliary trailering features an extendable swinging tongue for easy hook-up.

Mounted Harrows

MH1106 mounted harrows offer field-proven performance and can be adjusted for deep or shallow penetration. They feature a heavy, yet flexible design for floating over rocks and deep ditches.



OPTIONS

Paint Color

With any custom Summers equipment order, choose between green or red, whichever best fits your farming operation.

See *Field Tested TOUGH!*™ in action!

3 YR LIMITED WARRANTY ALL SUMMERS MANUFACTURED PRODUCTS

www.summersmfg.com

Tillage

S-Tine Cultivators/Harrows

Sprayers & Applicators

Land Rollers/Coil Packers

Rock Pickers

Mounted Attachments

SUMMERS®

Summers Manufacturing Inc.
103 Summers St NW
Devils Lake, ND 58301

T: 800-732-4392
www.summersmfg.com

Find us on Facebook
facebook.com/SummersMfg

YouTube
youtube.com/SummersManufacturing

Contact your dealer today!

ON-1016-NA